


High performance tyre for power wheelchairs

Extra thick and durable, no flat spot




Size	ETRTO	Pressure psi/bar	Part no. grey	Part no. dark grey	Part no. black
3.00" - 8"	350-80	50/3.5	-	-	440809N

Standard tyres for power wheelchairs



Size	ETRTO	Pressure psi/bar	Part no. grey	Part no. black	Part no. black Non Marking
6" x 1 1/4"	32-87	36/2.5	410652	-	-
8" x 1 1/4"	32-137	36/2.5	410852	410852B	430852
200 x 50	50-94	36/2.5	410853	430853	440302N
2.50" - 3"	-	50/3.5	420351	-	-
3.00" - 4"	-	50/3.5	420452	-	-




Size	ETRTO	Pressure psi/bar	Part no. grey	Part no. dark grey	Part no. black
3.00" - 4"	-	50/3.5	420461	420461-1	440461
4.10/3.50" - 6"	-	50/3.5	420661	-	440661
3.00" - 8"	-	50/3.5	420861	420861-1	440861



Size	ETRTO	Pressure psi/bar	Part no. grey	Part no. dark grey	Part no. black	Part no. black Non Marking
2.80/2.50-4"	-	50/3.5	-	420473-1	440473	-
3.00" - 4"	-	50/3.5	420472	420472-1	440472	440472N
4.10/3.50" - 5"	-	50/3.5	420572	-	440572	-
3.00" - 8"	-	50/3.5	420872	420872-1	440872	440809N





Size	ETRTO	Pressure psi/bar	Part no. grey	Part no. black
4.00" - 5"	-	50/3.5	420571	440571
4.1/3.5-5	-	50/3.5	-	440500



Size	ETRTO	Pressure psi/bar	Part no. grey	Part no. black Non Marking
2.80/2.50" - 4"	-	50/3.5	420463	440463N
3.00" - 4"	-	50/3.5	420474	440464N
2.50" - 8"	-	50/3.5	420864	420801N



Size	ETRTO	Pressure psi/bar	Part no. grey	Part no. black Non Marking
200 x 50	-	36/2,41	410865	430865

Sign up to our newsletter at mbl.dk to stay updated!



Tubes for power wheelchairs

Inches	ETRTO	Valve α/β	Part no. Schrader
8"	2.50 - 3	90/90	450301
9"	2.80/2.50 - 4	90/90	450401
10"	3.00 - 4	90/90	450402
11"	4.10/3.50 - 4	90/90	450403
12"	4.10/3.50 - 5	90/90	450501
13"	4.10/3.50 - 6	90/90	450611
13"	2.50 - 8	90/90	450810
14"	3.00 - 8	90/90	450811
14"	3.00 - 8	Straight	450812



Many of our tyres are available in non marking black.
Please contact sales for further information.



Carbon solutions for rehab industry

**Skilfully engineered. Delivered fast.
Quality you can trust.**



View the video about
our carbon competencies.

Optimize your ride with MBL FlexelLite infill solutions

We have for years been devoted to develop premium solid tyres for power chairs. Our goal is to develop solutions that have a low rolling resistance and at the same time is comfortable for the user to drive.

A power chair can weigh up to 400 kg. and we know that it is crucial that the tyres can quickly rebound fast to it's original shape because the main reason for a high rolling resistance is the loss of energy that is caused by the constant deformation of the tyres. So the PU infill plays an important role.

There are several advantages in using infills instead of pneumatic tubes on power wheelchairs

- 100% puncture proof
- Very low maintenance
- Increases life of the rubber tyre
- Better stability of the wheelchair
- Very good choice for bariatric wheelchair

Please talk to our sales department to find the right solution that fits your rims, the type of power chair – and most importantly the users need

We can help you make the tyre with Infill that is tailored to fit your rim type and rim dimensions. Furthermore we can assist you in finding the right mixture and combination of FlexelLite. For customized solutions a minimum order quantity is required.

