

**MBL line
Tyres, PU tyres,
tubes , infills & tyres
with insert for
manual wheelchairs**



Tyres, PU tyres, tubes , infills & tyres with insert for manual wheelchairs 6"-26"

Tyres for manual wheelchairs	4
Tubes for manual wheelchairs	8
PU tyres for manual wheelchairs	10
Infills	12



Omobic active tyres by MBL

We have developed
three tyres especially
designed for active
wheelchairs.

Gazelle

Gazelle is our lightest tyre weighting only 205 g (24"). Foldable and elegant. The puncture resistant belt of 15 mm width makes it possible to assure minimum risk of puncture and a low weight at the same time.



Speedlite

Our popular SpeedLite tyre is your optimal choice if you are looking for a very easy running, yet durable all-round tyre.

Trailblazer

Extremely puncture resistant and durable. Built to last with a high and wide protection belt. At the same time it is easy running.



See more details
in our omobic
catalogue or on our
website mbl.dk



Tyres for manual wheelchairs

Air pressure explained

1 Psi = 0,069 bar Bar is the atmospheric pressure at the sea level.
 1 bar = 14,5 Psi Psi is 1 pound of force per square inch.


ETRTO explained

An ETRTO size of 47-507 means that the tyre is 47 mm wide and has an inner diameter of 507 mm.

Tyres for rear wheels 20"-26"




Size	ETRTO	Pressure psi/bar	Part no. grey	Part no. black
24" x 1.75" x 2"	47-507	90/6	on request	432436




Size	ETRTO	Pressure psi/bar	Part no. grey	Part no. black
20" x 1 3/8"	37-451	65/4.5	412061	on request
22" x 1 3/8"	37-489	65/4.5	412261	432261
22" x 1 3/8"	37-501	65/4.5	412263	on request
24" x 1 3/8"	37-540	65/4.5	412461	41240F

NON MARKING




Size	ETRTO	Pressure psi/bar	Part no. grey	Part no. black
22" x 1 3/8"	37-501	65/4.5	412278	on request
24" x 1 3/8"	37-540	65/4.5	412478	432401N





Size	ETRTO	Pressure psi/bar	Part no. grey	Part no. grey/black
20" x 1"	25-451	110/7.5	412051	412054
22" x 1"	25-489	110/7.5	412251	
22" x 1"	25-498	110/7.5	412252	412255
24" x 1"	25-540	110/7.5	412451	412454
25" x 1"	25-559	110/7.5	412551	
26" x 1"	25-590	110/7.5	412651	



Size	ETRTO	Pressure psi/bar	Weight approx. g	Part no. grey	Part no. grey/black
24" x 1"	25-540	110/7.5	410	412471	412474


NON MARKING is an option for all our tyres.

MOQ 300-500 pieces


Please contact our sales department.



Tyres for wheels 6" - 12 1/2"



Size	ETRTO	Pressure psi/bar	Part no. grey	Part no. black
12 1/2" x 2 1/4"	57-203	35/2.5	411262	431262
16" x 1.75"	47-305	35/2.5	411662	431662



Size	ETRTO	Pressure psi/bar	Part no. grey	Part no. black
7" x 1 3/4"	47-94	36/2.5	410751	on request



Size	ETRTO	Pressure psi/bar	Part no. grey	Part no. black
6" x 1¼"	32-87	36/2.5	410652	-
8" x 1¼"	32-137	36/2.5	410852	on request
200 x 50	50-94	36/2.5	410853	on request



Size	ETRTO	Pressure psi/bar	Part no. grey	Part no. black
12½" x 2¼"	57-203	30/2.1	411271	on request




Size	ETRTO	Pressure psi/bar	Part no. grey	Part no. black
12½" x 2¼"	57-203	30/2.1	411254	on request

Sign up to our
newsletter at
mbl.dk to stay
updated!




About valves

Valves - two types:

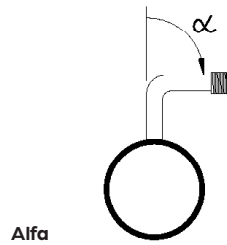


Car valve/Schrader

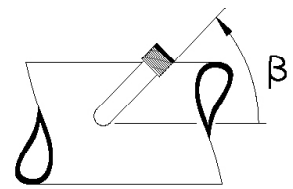


Racer valve/Presta

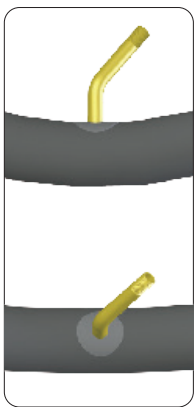
Valves - varied shapes:




Alfa



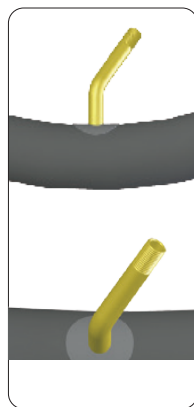
Beta




α/β



90/90



45/45



90/30

View from the side

View from above

Tubes for manual wheelchairs

5"-26"

Size	ETRTO	Valve angle /	Part no. Schrader/Car valve
6" x 1¼"	32-87	45/45	450601
8" x 1¼"	32-137	45/45	450805
8" x 2"	50-94	90/30	450802
200 x 50	50-94	90/90	450801
12½" x 2¼"	62-203	Straight	451202
12½" x 2¼"	62-203	90/90	451203
12½" x 2¼"	62-203	45/45	451213
16" X 1,75" X 2,125"	47/57-305	Straight	451601
20" x 1 3/8"	37-451	Straight	452001
20" x 1.75" x 2.125"	47/57-406	Straight	452002
20" x 1"	25-451	Straight	452005
22" x 1 3/8"	37-489/501	Straight	452201
22" x 1"	25-489/501	Straight	452202
24" x 1"	25-540	Straight	452406
24" x 1 3/8"	37-540	Straight	452403
25" x 1"	25-559	Straight	45250
25" x 1" (extra light)	18/25-559	Straight	-
26" x 1"	25-590	Straight	452601

Carbon solutions for rehab industry

**Skilfully engineered. Delivered fast.
Quality you can trust.**




View the video about
our carbon competencies




PU tyres for manual wheelchairs

12"–36"


- » Puncture-proof and maintenance-free
- » No need to inflate
- » Constant tyre pressure
- » Suitable for indoor use with light manual wheelchairs
- » Moderately shock absorbing
- » Low rolling resistance


Polyurethane tyres 12"–16"





Inches	ETRTO	 mm	 mm	 mm	Part no. Grey	Part no. Black
12½" x 2¼"	57-203	315	42	27	131252	131252B
16" x 1¾"	47-305	400	44	27	131651	131651B
16" x 1¾"	47-305	400	44	27	131651H (hard)	-


Polyurethane tyres 20"–36"




Tyre sizes		 mm	Part no. Grey	Part no. Black
Inches	ETRTO			
22" x 1"	25-489	19	132251	132251H
24" x 1"	25-540	19	132451	132451H
26" x 1"	25-590	19	132651	132651H




Tyre sizes		 mm	Part no. Grey	Part no. Black
Inches	ETRTO			
20" x 1 3/8"	37-451	19	132061	132061H
22" x 1 3/8"	37-489	19	132261	132261H
22" x 1 3/8"	37-498/501	19	132262	132262H
24" x 1 3/8"	37-540	19	132461	132461H
26" x 1 3/8"	37-590	19	132661	132661H




Tyre sizes			Part no. Grey	Part no. Black
Inches	ETRTO			
20" x 1"	25-451	19	132081	132081H
22" x 1"	25-489	19	132281	on request
24" x 1"	25-540	19	132481	132481H



Tyre sizes			Part no. Grey	Part no. Black
Inches	ETRTO			
20" x 1 3/8"	37-451	19	132071	132071H
22" x 1 3/8"	37-489	19	132271	132271H
22" x 1 3/8"	37-498/501	19	132272	132272H
24" x 1 3/8"	37-540	19	132471	132471H
26" x 1 3/8"	37-590	19	132671	on request




Tyre sizes			Part no. Grey	Part no. Black
Inches	ETRTO			
20" x 1 3/8"	37-451	19	132077	132077H
22" x 1 3/8"	37-489	19	132277	132277H
22" x 1 3/8"	37-489/501	19	132278	132277H
24" x 1"	23-540	19	132487	132487H
24" x 1 3/8"	37-540	19	132477	132477H


Infills

Flexel®Lite S inserts for manual wheelchairs

» Insert Flexel®Lite is an alternative to a pneumatic tube, which need to be inserted into a tyre



Suitable for tyre sizes Inches	Suitable for tyre sizes ETRTO	Weight g	Part no.
22" x 1 3/8"	37-489/501	-	1322G1
24" x 1"	25-540	310	1324D1
24" x 1 3/8"	25-540	510	1324G1



Suitable for tyre sizes Inches	Suitable for tyre sizes ETRTO	Weight g	Part no
22" x 1 3/8"	25-489/501	470	1322G2
24" x 1 3/8"	25-540	495	1324G2

Tyres with FlexelLite S infill

for front wheels and transfer wheels

- » Shock absorbing
- » Low rolling resistance
- » Low weight
- » Water based and therefore environmentally friendly



Tyre size	FLEXEL [®] LITE width (mm)	Internal rim width (mm)	Part no. INNOVA TYRE	Weight (g)	Part no. grey tyre
7" x 1 ³ / ₄ "	32	27-28	410751	395	130702



Tyre size	FLEXEL [®] LITE width (mm)	Internal rim width (mm)	Part no. INNOVA TYRE	Weight (g)	Part no. grey tyre
200 x 50	32	27-28	410853	615	130861



Tyre size	FLEXEL [®] LITE width (mm)	Internal rim width (mm)	Part no. INNOVA TYRE	Weight (g)	Part no. grey tyre
12 1/2" x 2 1/4"	42	35-40	411271	1330	131204
12 1/2" x 2 1/4"	42	34-38	411254	1010	131206



Tyre size	FLEXEL [®] LITE width (mm)	Internal rim width (mm)	Part no. INNOVA TYRE	Weight (g)	Part no. grey tyre
12 1/2" x 2 1/4"	42	35-40	411254	1010	131205



Would you like to see and learn more?

MBL website



Our videos on YouTube



Check our Facebook



Connect with us on LinkedIn



Connect with us on WeChat



Other product categories:

Front wheels 4"-8"



Rear wheels 12"-26"



Pushrims & pushrim covers



Front forks & bearing housings



QR axles and bushings



Hand brakes, brake handles & release handles



Other wheelchair components & accessories



Foam parts, supports & textiles



Tyres, tubes and tyres with infills
for power wheelchairs



MBL Denmark

MBL a/s

Glarmestervej 18 B, St. Th.

8600 Silkeborg

CVR: 12825242

contact@dbl.dk

MBL Poland

MBL Poland Sp. z o.o.

Sulejowska 45d

97-300 Piotrkow Trybunalski

VAT No: 7710008003

Tel: +48 44 73 24 100

contact@dbl.pl

MBL China

MBL (Xiamen) Co. Ltd.

No.289 Wengjiao Road Xinyang

Industrial District Haicang

361022 Xiamen

Tel: +86 592 5961 896

contact@dbl.com.cn

March 2026