

**MBL line
Tyres, tubes and
tyres with infills for
power wheelchairs**




mbL

Tyres, tubes and tyres with infills for power wheelchairs

| | |
|--|---|
| High performance tyre for power wheelchairs | 3 |
| Standard tyres for power wheelchairs | 3 |
| Tubes for power wheelchairs | 6 |
| Tyres with FlexelLite S infill for power wheelchairs | 9 |

High performance tyre for power wheelchairs

Extra thick and durable, no flat spot




| Size | ETRTO | Pressure psi/bar | Part no. grey | Part no. dark grey | Part no. black |
|------------|--------|------------------|---------------|--------------------|----------------|
| 3.00" - 8" | 350-80 | 50/3.5 | - | - | 440809N |

Standard tyres for power wheelchairs



| Size | ETRTO | Pressure psi/bar | Part no. grey | Part no. black | Part no. black Non Marking |
|-------------|--------|------------------|---------------|----------------|----------------------------|
| 6" x 1 1/4" | 32-87 | 36/2.5 | 410652 | - | - |
| 8" x 1 1/4" | 32-137 | 36/2.5 | 410852 | 410852B | 430852 |
| 200 x 50 | 50-94 | 36/2.5 | 410853 | 430853 | 440302N |
| 2.50" - 3" | - | 50/3.5 | 420351 | - | - |
| 3.00" - 4" | - | 50/3.5 | 420452 | - | - |




| Size | ETRTO | Pressure psi/bar | Part no. grey | Part no. dark grey | Part no. black |
|-----------------|-------|------------------|---------------|--------------------|----------------|
| 3.00" - 4" | - | 50/3.5 | 420461 | 420461-1 | 440461 |
| 4.10/3.50" - 6" | - | 50/3.5 | 420661 | - | 440661 |
| 3.00" - 8" | - | 50/3.5 | 420861 | 420861-1 | 440861 |



| Size | ETRTO | Pressure psi/bar | Part no. grey | Part no. dark grey | Part no. black | Part no. black Non Marking |
|-----------------|-------|------------------|---------------|--------------------|----------------|----------------------------|
| 2.80/2.50-4" | - | 50/3.5 | - | 420473-1 | 440473 | - |
| 3.00" - 4" | - | 50/3.5 | 420472 | 420472-1 | 440472 | 440472N |
| 4.10/3.50" - 5" | - | 50/3.5 | 420572 | - | 440572 | - |
| 3.00" - 8" | - | 50/3.5 | 420872 | 420872-1 | 440872 | 440809N |





| Size | ETRTO | Pressure psi/bar | Part no. grey | Part no. black |
|------------|-------|------------------|---------------|----------------|
| 4.00" - 5" | - | 50/3.5 | 420571 | 440571 |
| 4.1/3.5-5 | - | 50/3.5 | - | 440500 |



| Size | ETRTO | Pressure psi/bar | Part no. grey | Part no. black Non Marking |
|-----------------|-------|------------------|---------------|----------------------------|
| 2.80/2.50" - 4" | - | 50/3.5 | 420463 | 440463N |
| 3.00" - 4" | - | 50/3.5 | 420474 | 440464N |
| 2.50" - 8" | - | 50/3.5 | 420864 | 420801N |



| Size | ETRTO | Pressure psi/bar | Part no. grey | Part no. black Non Marking |
|----------|-------|------------------|---------------|----------------------------|
| 200 x 50 | - | 36/2,41 | 410865 | 430865 |

Sign up to our newsletter at mbl.dk to stay updated!



Tubes for power wheelchairs

| Inches | ETRTO | Valve α/β | Part no. Schrader |
|--------|---------------|--------------|----------------------|
| 8" | 2.50 - 3 | 90/90 | 450301 |
| 9" | 2.80/2.50 - 4 | 90/90 | 450401 |
| 10" | 3.00 - 4 | 90/90 | 450402 |
| 11" | 4.10/3.50 - 4 | 90/90 | 450403 |
| 12" | 4.10/3.50 - 5 | 90/90 | 450501 |
| 13" | 4.10/3.50 - 6 | 90/90 | 450611 |
| 13" | 2.50 - 8 | 90/90 | 450810 |
| 14" | 3.00 - 8 | 90/90 | 450811 |
| 14" | 3.00 - 8 | Straight | 450812 |



Many of our tyres are available in non marking black.
Please contact sales for further information.



Carbon solutions for rehab industry

**Skilfully engineered. Delivered fast.
Quality you can trust.**



View the video about
our carbon competencies.

Optimize your ride with MBL FlexelLite infill solutions

We have for years been devoted to develop premium solid tyres for power chairs. Our goal is to develop solutions that have a low rolling resistance and at the same time is comfortable for the user to drive.

A power chair can weigh up to 400 kg. and we know that it is crucial that the tyres can quickly rebound fast to it's original shape because the main reason for a high rolling resistance is the loss of energy that is caused by the constant deformation of the tyres. So the PU infill plays an important role.

There are several advantages in using infills instead of pneumatic tubes on power wheelchairs

- 100% puncture proof
- Very low maintenance
- Increases life of the rubber tyre
- Better stability of the wheelchair
- Very good choice for bariatric wheelchair

Please talk to our sales department to find the right solution that fits your rims, the type of power chair – and most importantly the users need

We can help you make the tyre with Infill that is tailored to fit your rim type and rim dimensions. Furthermore we can assist you in finding the right mixture and combination of FlexelLite. For customized solutions a minimum order quantity is required.



FlexelLite options – for customized solutions



FlexelLite DR – for advance comfort

The FlexelLite DR (Dual Recipe) is our newest recipe and a combination that combines advantages from two materials in one single product. The harder compound is placed near the rim and the softer on the outside. If you are looking for comfort, this is your best choice! The hard material does not budge and provides a safe ride, while the soft material provides a smooth and comfortable ride. The harder material further more disperses the vibration from impacts while the softer material absorbs it.



FlexelLite NFS – for a low rolling resistance

The FlexelLite NFS (No Flat Spot) infill is our best option if you are looking for a solution with a very low rolling resistance. The infill quickly bounces back to it's original shape.



FlexelLite S – standard

The classic way to make an insert is using just one material. Standard – but good – performance and economical!

Tyres with FlexelLite S infill for power wheelchairs


- » Infills are inserted into a tyre and is a one-piece product
- » Polyurethane based
- » Shock absorbing
- » Low rolling resistance
- » Low weight
- » Waterbased and therefore environmentally friendly




| Tyre size | FLEXEL®LITE width (mm) | Internal rim width (mm) | Weight (g) | Part no. grey tyre | Part no. dark grey tyre | Part no. black tyre |
|-----------|------------------------|-------------------------|------------|--------------------|-------------------------|---------------------|
| 2.50 - 3 | 42 | 35-40 | 1070 | 130300 | - | 130302N |
| 3.00 - 4 | 58 | 50-55 | 1870 | 130411 | - | 130411B |



| Tyre size | FLEXEL®LITE width (mm) | Internal rim width (mm) | Weight (g) | Part no. grey tyre | Part no. dark grey tyre |
|---------------|------------------------|-------------------------|------------|--------------------|-------------------------|
| 2.80/2.50 - 4 | 58 | 50-55 | 1200 | - | 130406 |
| 3.00-8 | 53 | 44-48 | 2600 | 13080A | 13080A-1 |



| Tyre size | FLEXEL®LITE width (mm) | Internal rim width (mm) | Weight (g) | Part no. grey tyre | Part no. dark grey tyre | Part no. black tyre |
|---------------|------------------------|-------------------------|------------|--------------------|-------------------------|---------------------|
| 2.80/2.50 - 4 | 58 | 50-55 | 1200 | - | 130423 | 130405 |
| 3.00 - 4 | 58 | 50-55 | 1870 | 130413 | - | 130413B |
| 3.00-8 | 36 | 30-35 | 2490 | 130807 | - | 130807B |
| 3.00-8 | 48 | 40-45 | 2540 | 130806 | - | 130806B |
| 3.00-8 | 53 | 45-50 | 2600 | 130882 | - | 130882B |



| Tyre size | FLEXEL®LITE width (mm) | Internal rim width (mm) | Weight (g) | Part no. grey tyre | Part no. black tyre |
|-----------|------------------------|-------------------------|------------|--------------------|---------------------|
| 4.00-5 | 62 | 53-57 | 3100 | 13050B | 13050BB |
| 4.00-5 | 68 | 60-64 | 2200 | 130504 | 130504B |



| Tyre size | FLEXEL®LITE width (mm) | Internal rim width (mm) | Weight (g) | Part no. grey tyre | Part no. black tyre |
|---------------|------------------------|-------------------------|------------|--------------------|---------------------|
| 2.80/2.50 - 4 | 58 | 50-55 | 1200 | 130422 | - |
| 3.00 - 4 | 58 | 50-55 | 1870 | 130403 | - |
| 2.5-8 | 40 | 33-38 | 2200 | 13080B | - |

Many of our tyres are available in non marking black. Please contact sales for further information.



Would you like to see and learn more?

MBL website



Our videos on YouTube



Check our Facebook



Connect with us on LinkedIn



Connect with us on WeChat



Other product categories:

Front wheels 4"-8"



Rear wheels 12"-26"



Tyres, PU tyres, tubes , infills & tyres
w insert for manual wheelchairs 6"-26"



Pushrims & pushrim covers



Front forks & bearing housings



QR axles and bushings



Hand brakes, brake handles & release handles



Other wheelchair components & accessories



Foam parts, supports & textiles



MBL Denmark

MBL a/s

Glarmestervej 18 B, St. Th.

8600 Silkeborg

CVR: 12825242

contact@mbl.dk

MBL Poland

MBL Poland Sp. z o.o.

Sulejowska 45d

97-300 Piotrkow Trybunalski

VAT No: 7710008003

Tel: +48 44 73 24 100

contact@mbl.pl

MBL China

MBL (Xiamen) Co. Ltd.

No.289 Wengjiao Road Xinyang

Industrial District Haicang

361022 Xiamen

Tel: +86 592 5961 896

contact@mbl.com.cn

March 2026